

## JOB CARD FOR ONLINE NOMINATION

**STEP-1.** – Visit UCO BANK website

Path: - Important Links --- Online nomination



यूको बैंक UCO BANK  
(भारत सरकार का उपक्रम) (A Govt. of India Undertaking)  
सम्मान आपके विश्वास का Honours Your Trust

### Add nomination in your accounts/locker

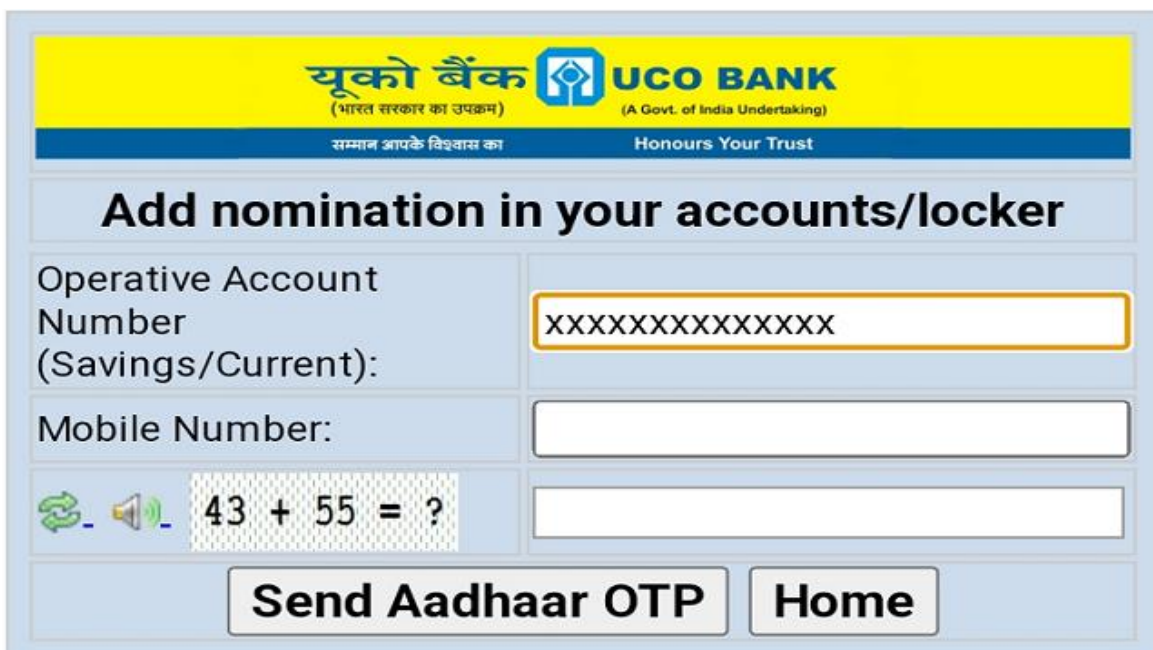
Operative Account Number (Savings/Current):

Mobile Number:

  43 + 55 = ?

[Send Aadhaar OTP](#) [Home](#)

**STEP-2.** – Type Your Operative Account number (Savings/Current).





यूको बैंक UCO BANK  
(भारत सरकार का उपक्रम) (A Govt. of India Undertaking)  
सम्मान आपके विश्वास का Honours Your Trust

### Add nomination in your accounts/locker

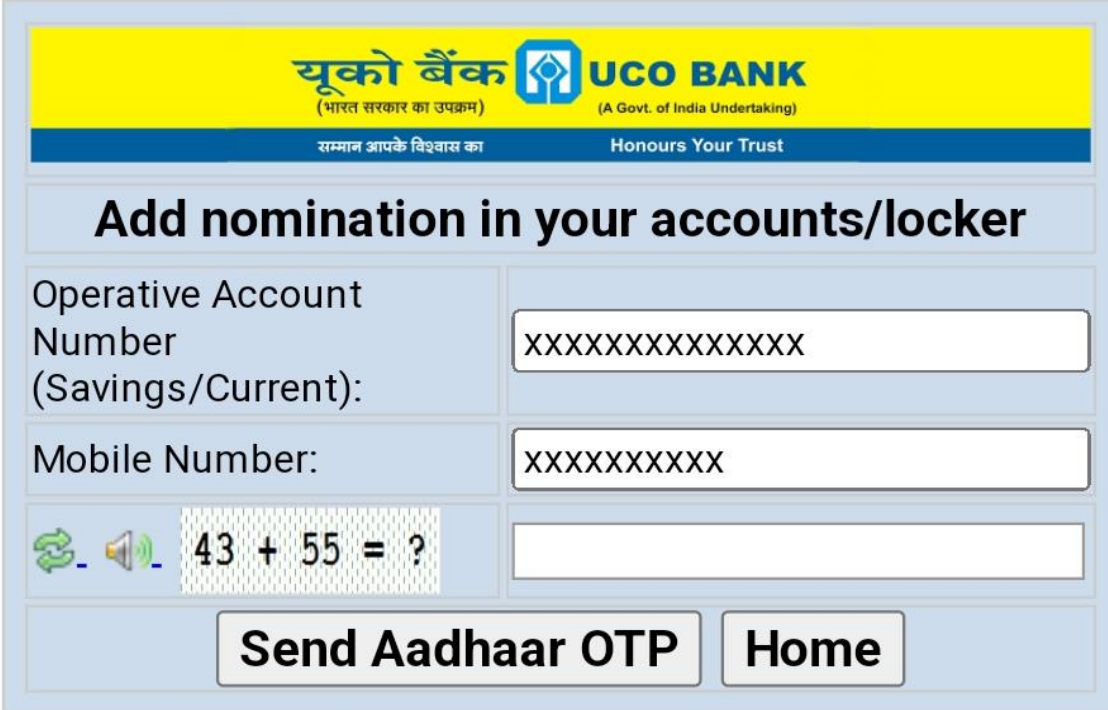
Operative Account Number (Savings/Current):

Mobile Number:

  43 + 55 = ?

[Send Aadhaar OTP](#) [Home](#)

**STEP-3.** – Type Your AADHAAR Registered Mobile number with UCO bank and enter captcha value.



The screenshot shows the UCO Bank website interface for adding a nomination. At the top, there is a yellow header with the UCO Bank logo and name in Hindi and English, along with the tagline "Honours Your Trust". Below the header, the main heading is "Add nomination in your accounts/locker". The form consists of several input fields: "Operative Account Number (Savings/Current):" with a placeholder "XXXXXXXXXXXXXXXX", "Mobile Number:" with a placeholder "XXXXXXXXXX", and a captcha field showing the math problem "43 + 55 = ?". At the bottom of the form, there are two buttons: "Send Aadhaar OTP" and "Home".

**STEP-4.** – On clicking on the Send Aadhaar OTP button system will send an OTP to the registered mobile no.



The screenshot shows the UCO Bank website interface after clicking the "Send Aadhaar OTP" button. The main heading remains "Add nomination in your accounts/locker". The form now has two input fields: "Reference Id" with the value "240423121590362" and "One Time Password(OTP)" which is currently empty. At the bottom of the form, there are two buttons: "Validate OTP" and "Home". A red message at the bottom of the page states "OTP has been sent to mobile number \*\*\*\*\*2651".


**STEP-5.** – Put the OTP and click on Validate OTP Button.



**STEP-6.** – Upon Validation List of active accounts, dormant Accounts and Lockers will be displayed.

**STEP-7.** – LIST OF ACTIVE ACCOUNT(S)/LOCKER(S)

Your are sole operator of the following active account(s)/locker(s).Please update the nomination. List of active account(s)/locker(s)

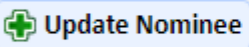
 Update Nominee

	Type of Account	Branch Id	Account Number (partially masked)
1	SB	2298	22980XXX629
2	RD	1044	01540XXX786
3	RD	1044	01540XXX779
4	RD	1044	01540XXX793

10 ▼ | ⏪ ⏩ | Page 1 of 1 | ⏴ ⏵ | 🔄 | Displaying 1 to 4 of 4 items

**STEP- 8.** – Select the Account/Locker you want to add nomination by clicking and press update nominee button.

Your are sole operator of the following active account(s)/locker(s).Please update the nomination. List of active account(s)/locker(s)



	Type of Account	Branch Id	Account Number (partially masked)
1	SB	2298	22980XXXX629
2	RD	1044	01540XXXX786
3	RD	1044	01540XXXX779
4	RD	1044	01540XXXX793

10 ▾ | ⏪ ⏩ | Page 1 of 1 | 🔄 | Displaying 1 to 4 of 4 items

**STEP-9.** – Enter the Nominee details.

Update Nominee for -22980110031629

Nominee Details

Is Nominee Minor?

Nominee Name:\*

Nominee Date of Birth:

Nominee Relation:\*

Nominee Address\*

Nominee State\*

Nominee PIN\*

Nominee City\*

Nominee Country\*

**STEP-10.** – After Entering Nominee details click on save button

Update Nominee for -20610110057360

Nominee Details

Is Nominee Minor? No

Nominee Name:\* Asman Kumar sahu

Nominee Date of Birth: 10 06 1998

Nominee Relation:\* BROTHER

Nominee Address\* Gosaninuagaon bada sahi

Nominee State\* ORISSA

Nominee PIN\* 760003

Nominee City\* BERHAMPUR

Nominee Country\* India

Save Cancel

**STEP-11.** – Upon saving the nominee details a success message will be displayed.

	Type of Account	Branch Id	Account Number (partially masked)
1	SB	2795	27650110000861

10 Page 1 of 1

Displaying 1 to 1 of 1 items

Message

000|NOMINEE UPDATION SUCCESS

Ok

**STEP-12.** – A confirmation message will be received in your registered mobile no regarding updation of nomination.